



Location: CMA1b - Harbour Grand Hotel Boundary Wall

Report on 24-hour TSP monitoring

Action Level ($\mu\text{g}/\text{m}^3$) - 176.7

Limit Level ($\mu\text{g}/\text{m}^3$) - 260

| Date | Sampling Time | Weather Condition | Filter paper no. | Filter Weight, g | | Elapse Time, hr | | Sampling Time, hr | Flow Rate, m^3/min | | | Total Volume, m^3 | TSP Level, $\mu\text{g}/\text{m}^3$ |
|-----------|---------------|-------------------|-------------------|------------------|--------|-----------------|----------|-------------------|------------------------------------|-----------------|---------|----------------------------|-------------------------------------|
| | | | | Initial | Final | Initial | Final | | Initial, Q_{si} | Final, Q_{sf} | Average | | |
| 2-Apr-19 | 14:05 | Cloudy | CMA1b_24hr_140947 | 2.6412 | 2.7107 | 13404.64 | 13428.64 | 24.00 | 1.23 | 1.22 | 1.22 | 1762 | 39.4 |
| 8-Apr-19 | 11:15 | Cloudy | CMA1b_24hr_140939 | 2.6368 | 2.6767 | 13444.43 | 13468.43 | 24.00 | 1.32 | 1.32 | 1.32 | 1901 | 21.0 |
| 12-Apr-19 | 8:00 | Rainy | CMA1b_24hr_140774 | 2.6571 | 2.6815 | 13469.93 | 13493.93 | 24.00 | 1.22 | 1.22 | 1.22 | 1757 | 13.9 |
| 17-Apr-19 | 8:00 | Cloudy | CMA1b_24hr_140930 | 2.6526 | 2.6940 | 13499.80 | 13523.80 | 24.00 | 1.22 | 1.22 | 1.22 | 1752 | 23.6 |
| 23-Apr-19 | 8:00 | Fine | CMA1b_24hr_141147 | 2.6765 | 2.7083 | 13532.04 | 13556.04 | 24.00 | 1.19 | 1.19 | 1.19 | 1720 | 18.5 |

Remarks: Due to interruption of electricity, the 24hr TSP was rescheduled from 1 and 6 April 2019 to 2 and 8 April 2019 respectively.

Report on 1-hour TSP monitoring

Action Level ($\mu\text{g}/\text{m}^3$) - 320.1

Limit Level ($\mu\text{g}/\text{m}^3$) - 500

| Date | Sampling Time | Weather Condition | Filter paper no. | Filter Weight, g | | Elapse Time, hr | | Sampling Time, hr | Flow Rate, m^3/min | | | Total Volume, m^3 | TSP Level, $\mu\text{g}/\text{m}^3$ |
|-----------|---------------|-------------------|--------------------|------------------|--------|-----------------|----------|-------------------|------------------------------------|-----------------|---------|----------------------------|-------------------------------------|
| | | | | Initial | Final | Initial | Final | | Initial, Q_{si} | Final, Q_{sf} | Average | | |
| 2-Apr-19 | 9:15 | Cloudy | CMA1b_1hr_1_140839 | 2.6488 | 2.6515 | 13401.64 | 13402.64 | 1.00 | 1.23 | 1.23 | 1.23 | 74 | 36.7 |
| 2-Apr-19 | 10:50 | Cloudy | CMA1b_1hr_2_140848 | 2.6540 | 2.6550 | 13402.64 | 13403.64 | 1.00 | 1.23 | 1.23 | 1.23 | 74 | 13.6 |
| 2-Apr-19 | 13:00 | Cloudy | CMA1b_1hr_3_140948 | 2.6378 | 2.6381 | 13403.64 | 13404.64 | 1.00 | 1.23 | 1.23 | 1.23 | 74 | 4.1 |
| 8-Apr-19 | 8:03 | Cloudy | CMA1b_1hr_1_140800 | 2.6500 | 2.6527 | 13441.43 | 13442.43 | 1.00 | 1.21 | 1.21 | 1.21 | 73 | 37.1 |
| 8-Apr-19 | 9:07 | Cloudy | CMA1b_1hr_2_140798 | 2.6600 | 2.6623 | 13442.43 | 13443.43 | 1.00 | 1.21 | 1.21 | 1.21 | 73 | 31.6 |
| 8-Apr-19 | 10:09 | Cloudy | CMA1b_1hr_3_140795 | 2.6574 | 2.6589 | 13443.43 | 13444.43 | 1.00 | 1.21 | 1.21 | 1.21 | 73 | 20.6 |
| 13-Apr-19 | 8:10 | Cloudy | CMA1b_1hr_1_140924 | 2.6452 | 2.6477 | 13493.93 | 13494.93 | 1.00 | 1.22 | 1.22 | 1.22 | 73 | 34.2 |
| 13-Apr-19 | 9:15 | Cloudy | CMA1b_1hr_2_140926 | 2.6435 | 2.6435 | 13494.93 | 13495.93 | 1.00 | 1.22 | 1.22 | 1.22 | 73 | <0.1 |
| 13-Apr-19 | 10:20 | Cloudy | CMA1b_1hr_3_140928 | 2.6576 | 2.6576 | 13495.93 | 13496.93 | 1.00 | 1.22 | 1.22 | 1.22 | 73 | <0.1 |
| 18-Apr-19 | 8:05 | Cloudy | CMA1b_1hr_1_140986 | 2.7450 | 2.7450 | 13523.80 | 13524.80 | 1.00 | 1.22 | 1.22 | 1.22 | 73 | <0.1 |
| 18-Apr-19 | 9:07 | Cloudy | CMA1b_1hr_2_140987 | 2.7707 | 2.7707 | 13524.80 | 13525.80 | 1.00 | 1.22 | 1.22 | 1.22 | 73 | <0.1 |
| 18-Apr-19 | 10:09 | Cloudy | CMA1b_1hr_3_140988 | 2.7491 | 2.7491 | 13525.80 | 13526.80 | 1.00 | 1.22 | 1.22 | 1.22 | 73 | <0.1 |
| 24-Apr-19 | 14:00 | Fine | CMA1b_1hr_1_140775 | 2.6506 | 2.6540 | 13556.04 | 13557.04 | 1.00 | 1.19 | 1.19 | 1.19 | 72 | 47.4 |
| 24-Apr-19 | 15:05 | Fine | CMA1b_1hr_2_141018 | 2.7386 | 2.7386 | 13557.04 | 13558.04 | 1.00 | 1.19 | 1.19 | 1.19 | 72 | <0.1 |
| 24-Apr-19 | 16:10 | Fine | CMA1b_1hr_3_141021 | 2.7427 | 2.7440 | 13558.04 | 13559.04 | 1.00 | 1.19 | 1.19 | 1.19 | 72 | 18.1 |



Location: CMA2a - Causeway Bay Community Centre

Report on 24-hour TSP monitoring
 Action Level ($\mu\text{g}/\text{m}^3$) - 169.5
 Limit Level ($\mu\text{g}/\text{m}^3$) - 260

| Date | Sampling Time | Weather Condition | Filter paper no. | Filter Weight, g | | Elapse Time, hr | | Sampling Time, hr | Flow Rate, m^3/min | | | Total Volume, m^3 | TSP Level, $\mu\text{g}/\text{m}^3$ |
|-----------|---------------|-------------------|-------------------|------------------|--------|-----------------|--------|-------------------|------------------------------------|-----------------|---------|----------------------------|-------------------------------------|
| | | | | Initial | Final | Initial | Final | | Initial, Q_{si} | Final, Q_{sf} | Average | | |
| 2-Apr-19 | 12:45 | Cloudy | CMA2a_24hr_140949 | 2.6380 | 2.7149 | 3.15 | 27.15 | 24.00 | 1.35 | 1.34 | 1.35 | 1939 | 39.7 |
| 6-Apr-19 | 8:00 | Cloudy | CMA2a_24hr_140922 | 2.6442 | 2.8170 | 27.15 | 51.15 | 24.00 | 1.89 | 1.89 | 1.89 | 2716 | 63.6 |
| 12-Apr-19 | 8:00 | Rainy | CMA2a_24hr_140932 | 2.6260 | 2.6963 | 54.15 | 78.15 | 24.00 | 1.79 | 1.79 | 1.79 | 2583 | 27.2 |
| 17-Apr-19 | 8:00 | Cloudy | CMA2a_24hr_140972 | 2.7504 | 2.8453 | 81.15 | 105.15 | 24.00 | 1.34 | 1.34 | 1.34 | 1930 | 49.2 |
| 23-Apr-19 | 8:00 | Fine | CMA2a_24hr_141148 | 2.6687 | 2.7551 | 108.43 | 132.43 | 24.00 | 1.33 | 1.33 | 1.33 | 1918 | 45.1 |

Remarks: Due to interruption of electricity, the 24hr TSP was rescheduled from 1 April 2019 to 2 April 2019.

Report on 1-hour TSP monitoring
 Action Level ($\mu\text{g}/\text{m}^3$) - 323.4
 Limit Level ($\mu\text{g}/\text{m}^3$) - 500

| Date | Sampling Time | Weather Condition | Filter paper no. | Filter Weight, g | | Elapse Time, hr | | Sampling Time, hr | Flow Rate, m^3/min | | | Total Volume, m^3 | TSP Level, $\mu\text{g}/\text{m}^3$ |
|-----------|---------------|-------------------|--------------------|------------------|--------|-----------------|--------|-------------------|------------------------------------|-----------------|---------|----------------------------|-------------------------------------|
| | | | | Initial | Final | Initial | Final | | Initial, Q_{si} | Final, Q_{sf} | Average | | |
| 2-Apr-19 | 8:00 | Cloudy | CMA2a_1hr_1_140886 | 2.6289 | 2.6372 | 0.15 | 1.15 | 1.00 | 1.35 | 1.35 | 1.35 | 81 | 102.6 |
| 2-Apr-19 | 9:25 | Cloudy | CMA2a_1hr_2_140838 | 2.6464 | 2.6503 | 1.15 | 2.15 | 1.00 | 1.35 | 1.35 | 1.35 | 81 | 48.2 |
| 2-Apr-19 | 10:55 | Cloudy | CMA2a_1hr_3_140849 | 2.6326 | 2.6362 | 2.15 | 3.15 | 1.00 | 1.35 | 1.35 | 1.35 | 81 | 44.5 |
| 8-Apr-19 | 8:10 | Cloudy | CMA2a_1hr_1_140799 | 2.6612 | 2.6872 | 51.15 | 52.15 | 1.00 | 1.88 | 1.88 | 1.88 | 113 | 230.2 |
| 8-Apr-19 | 9:15 | Cloudy | CMA2a_1hr_2_140797 | 2.6580 | 2.6657 | 52.15 | 53.15 | 1.00 | 1.88 | 1.88 | 1.88 | 113 | 68.2 |
| 8-Apr-19 | 10:20 | Cloudy | CMA2a_1hr_3_140796 | 2.6573 | 2.6633 | 53.15 | 54.15 | 1.00 | 1.88 | 1.88 | 1.88 | 113 | 53.1 |
| 13-Apr-19 | 8:05 | Cloudy | CMA2a_1hr_1_140925 | 2.6531 | 2.6543 | 78.15 | 79.15 | 1.00 | 1.79 | 1.79 | 1.79 | 108 | 11.1 |
| 13-Apr-19 | 9:07 | Cloudy | CMA2a_1hr_2_140927 | 2.6482 | 2.6547 | 79.15 | 80.15 | 1.00 | 1.79 | 1.79 | 1.79 | 108 | 60.4 |
| 13-Apr-19 | 10:09 | Cloudy | CMA2a_1hr_3_140929 | 2.6376 | 2.6399 | 80.15 | 81.15 | 1.00 | 1.79 | 1.79 | 1.79 | 108 | 21.4 |
| 18-Apr-19 | 8:08 | Cloudy | CMA2a_1hr_1_140989 | 2.7395 | 2.7412 | 105.15 | 106.15 | 1.00 | 1.34 | 1.34 | 1.34 | 80 | 21.2 |
| 18-Apr-19 | 9:10 | Cloudy | CMA2a_1hr_2_140990 | 2.7566 | 2.7566 | 106.15 | 107.15 | 1.00 | 1.34 | 1.34 | 1.34 | 80 | <0.1 |
| 18-Apr-19 | 10:12 | Cloudy | CMA2a_1hr_3_140991 | 2.7839 | 2.7861 | 107.15 | 108.15 | 1.00 | 1.34 | 1.34 | 1.34 | 80 | 27.4 |
| 24-Apr-19 | 14:00 | Fine | CMA2a_1hr_1_141014 | 2.7796 | 2.7850 | 132.43 | 133.43 | 1.00 | 1.33 | 1.33 | 1.33 | 80 | 67.6 |
| 24-Apr-19 | 15:10 | Fine | CMA2a_1hr_2_141019 | 2.7704 | 2.7745 | 133.43 | 134.43 | 1.00 | 1.33 | 1.33 | 1.33 | 80 | 51.3 |
| 24-Apr-19 | 16:15 | Fine | CMA2a_1hr_3_141022 | 2.7349 | 2.7415 | 134.43 | 135.43 | 1.00 | 1.33 | 1.33 | 1.33 | 80 | 82.6 |



Location: CMA3a - CWB PRE Site Office Area

Report on 24-hour TSP monitoring
Action Level ($\mu\text{g}/\text{m}^3$) - 171
Limit Level ($\mu\text{g}/\text{m}^3$) - 260

| Date | Sampling Time | Weather Condition | Filter paper no. | Filter Weight, g | | Elapse Time, hr | | Sampling Time, hr | Flow Rate, m^3/min | | | Total Volume, m^3 | TSP Level, $\mu\text{g}/\text{m}^3$ |
|-----------|---------------|-------------------|-------------------|------------------|--------|-----------------|----------|-------------------|------------------------------------|-----------------|---------|----------------------------|-------------------------------------|
| | | | | Initial | Final | Initial | Final | | Initial, Q_{si} | Final, Q_{sf} | Average | | |
| 1-Apr-19 | 8:00 | Cloudy | CMA3a_24hr 140850 | 2.6516 | 2.7515 | 10390.29 | 10414.29 | 24.00 | 1.01 | 1.01 | 1.01 | 1450 | 68.9 |
| 6-Apr-19 | 8:00 | Cloudy | CMA3a_24hr 140918 | 2.6163 | 2.6943 | 10417.29 | 10441.29 | 24.00 | 0.99 | 0.99 | 0.99 | 1431 | 54.5 |
| 12-Apr-19 | 8:00 | Rainy | CMA3a_24hr 140931 | 2.6514 | 2.6956 | 10444.29 | 10468.29 | 24.00 | 1.00 | 1.00 | 1.00 | 1440 | 30.7 |
| 17-Apr-19 | 8:00 | Cloudy | CMA3a_24hr 140969 | 2.7396 | 2.7888 | 10471.29 | 10495.29 | 24.00 | 1.00 | 0.99 | 1.00 | 1434 | 34.3 |
| 23-Apr-19 | 8:00 | Fine | CMA3a_24hr 141149 | 2.6591 | 2.7016 | 10498.30 | 10522.30 | 24.00 | 1.07 | 1.07 | 1.07 | 1537 | 27.6 |

Report on 1-hour TSP monitoring
Action Level ($\mu\text{g}/\text{m}^3$) - 311.3
Limit Level ($\mu\text{g}/\text{m}^3$) - 500

| Date | Sampling Time | Weather Condition | Filter paper no. | Filter Weight, g | | Elapse Time, hr | | Sampling Time, hr | Flow Rate, m^3/min | | | Total Volume, m^3 | TSP Level, $\mu\text{g}/\text{m}^3$ |
|-----------|---------------|-------------------|--------------------|------------------|--------|-----------------|----------|-------------------|------------------------------------|-----------------|---------|----------------------------|-------------------------------------|
| | | | | Initial | Final | Initial | Final | | Initial, Q_{si} | Final, Q_{sf} | Average | | |
| 2-Apr-19 | 9:09 | Cloudy | CMA3a_1hr_1 140836 | 2.6484 | 2.6490 | 10414.29 | 10415.29 | 1.00 | 1.01 | 1.01 | 1.01 | 60 | 9.9 |
| 2-Apr-19 | 10:30 | Cloudy | CMA3a_1hr_2 140846 | 2.6543 | 2.6562 | 10415.29 | 10416.29 | 1.00 | 1.01 | 1.01 | 1.01 | 60 | 31.5 |
| 2-Apr-19 | 13:00 | Cloudy | CMA3a_1hr_3 140915 | 2.6484 | 2.6504 | 10416.29 | 10417.29 | 1.00 | 1.01 | 1.01 | 1.01 | 60 | 33.1 |
| 8-Apr-19 | 13:00 | Cloudy | CMA3a_1hr_1 140794 | 2.6644 | 2.6661 | 10441.29 | 10442.29 | 1.00 | 1.12 | 1.12 | 1.12 | 67 | 25.3 |
| 8-Apr-19 | 14:16 | Cloudy | CMA3a_1hr_2 140937 | 2.6571 | 2.6573 | 10442.29 | 10443.29 | 1.00 | 1.12 | 1.12 | 1.12 | 67 | 3.0 |
| 8-Apr-19 | 15:20 | Cloudy | CMA3a_1hr_3 140783 | 2.6575 | 2.6626 | 10443.29 | 10444.29 | 1.00 | 1.12 | 1.12 | 1.12 | 67 | 76.0 |
| 13-Apr-19 | 8:05 | Cloudy | CMA3a_1hr_1 140952 | 2.7595 | 2.7595 | 10468.29 | 10469.29 | 1.00 | 1.00 | 1.00 | 1.00 | 60 | <0.1 |
| 13-Apr-19 | 9:15 | Cloudy | CMA3a_1hr_2 140777 | 2.6521 | 2.6533 | 10469.29 | 10470.29 | 1.00 | 1.00 | 1.00 | 1.00 | 60 | 20.0 |
| 13-Apr-19 | 10:17 | Cloudy | CMA3a_1hr_3 140959 | 2.7653 | 2.7707 | 10470.29 | 10471.29 | 1.00 | 1.00 | 1.00 | 1.00 | 60 | 90.0 |
| 18-Apr-19 | 13:00 | Cloudy | CMA3a_1hr_1 141156 | 2.6885 | 2.6919 | 10495.29 | 10496.29 | 1.00 | 0.99 | 0.99 | 0.99 | 60 | 57.0 |
| 18-Apr-19 | 14:04 | Cloudy | CMA3a_1hr_2 140966 | 2.7811 | 2.7841 | 10496.29 | 10497.29 | 1.00 | 0.99 | 0.99 | 0.99 | 60 | 50.3 |
| 18-Apr-19 | 15:07 | Cloudy | CMA3a_1hr_3 141158 | 2.7002 | 2.7054 | 10497.29 | 10498.29 | 1.00 | 0.99 | 0.99 | 0.99 | 60 | 87.1 |
| 24-Apr-19 | 14:20 | Fine | CMA3a_1hr_1 141034 | 2.7560 | 2.7578 | 10522.30 | 10523.30 | 1.00 | 1.07 | 1.07 | 1.07 | 64 | 28.1 |
| 24-Apr-19 | 15:30 | Fine | CMA3a_1hr_2 141032 | 2.7326 | 2.7364 | 10523.30 | 10524.30 | 1.00 | 1.07 | 1.07 | 1.07 | 64 | 59.3 |
| 24-Apr-19 | 16:40 | Fine | CMA3a_1hr_3 141030 | 2.7482 | 2.7503 | 10524.30 | 10525.30 | 1.00 | 1.07 | 1.07 | 1.07 | 64 | 32.8 |



Location: CMA4a - SPCA

Report on 24-hour TSP monitoring

Action Level ($\mu\text{g}/\text{m}^3$) - 171.2
Limit Level ($\mu\text{g}/\text{m}^3$) - 260

| Date | Sampling Time | Weather Condition | Filter paper no. | Filter Weight, g | | Elapse Time, hr | | Sampling Time, hr | Flow Rate, m^3/min | | | Total Volume, m^3 | TSP Level, $\mu\text{g}/\text{m}^3$ |
|-----------|---------------|-------------------|-------------------|------------------|--------|-----------------|----------|-------------------|------------------------------------|-----------------|---------|----------------------------|-------------------------------------|
| | | | | Initial | Final | Initial | Final | | Initial, Q_{si} | Final, Q_{sf} | Average | | |
| 1-Apr-19 | 8:00 | Cloudy | CMA4a_24hr_140907 | 2.6313 | 2.7642 | 27208.29 | 27232.29 | 24.00 | 1.27 | 1.27 | 1.27 | 1831 | 72.6 |
| 6-Apr-19 | 8:00 | Cloudy | CMA4a_24hr_140917 | 2.6215 | 2.7122 | 27235.29 | 27259.29 | 24.00 | 1.21 | 1.21 | 1.21 | 1748 | 51.9 |
| 12-Apr-19 | 8:00 | Rainy | CMA4a_24hr_140933 | 2.6232 | 2.6802 | 27262.29 | 27286.29 | 24.00 | 1.27 | 1.27 | 1.27 | 1823 | 31.3 |
| 18-Apr-19 | 16:10 | Cloudy | CMA4a_24hr_141160 | 2.6940 | 2.7504 | 27398.75 | 27422.75 | 24.00 | 1.26 | 1.26 | 1.26 | 1818 | 31.0 |
| 23-Apr-19 | 8:00 | Fine | CMA4a_24hr_141150 | 2.6798 | 2.7567 | 27422.75 | 27446.75 | 24.00 | 1.33 | 1.33 | 1.33 | 1922 | 40.0 |

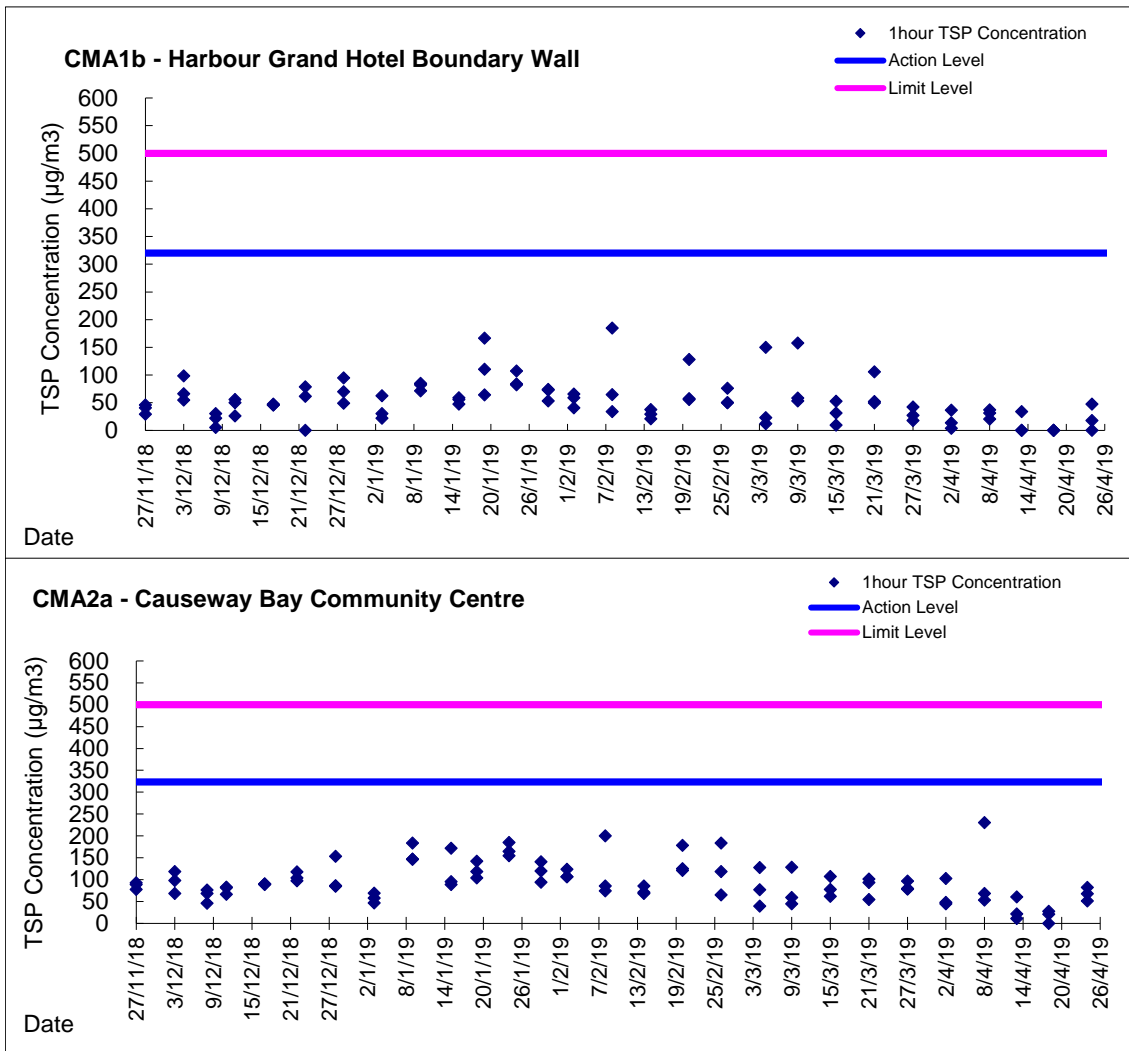
Remarks: Due to interruption of electricity, the 24hr TSP was rescheduled from 17 April 2019 to 18 April 2019.

Report on 1-hour TSP monitoring

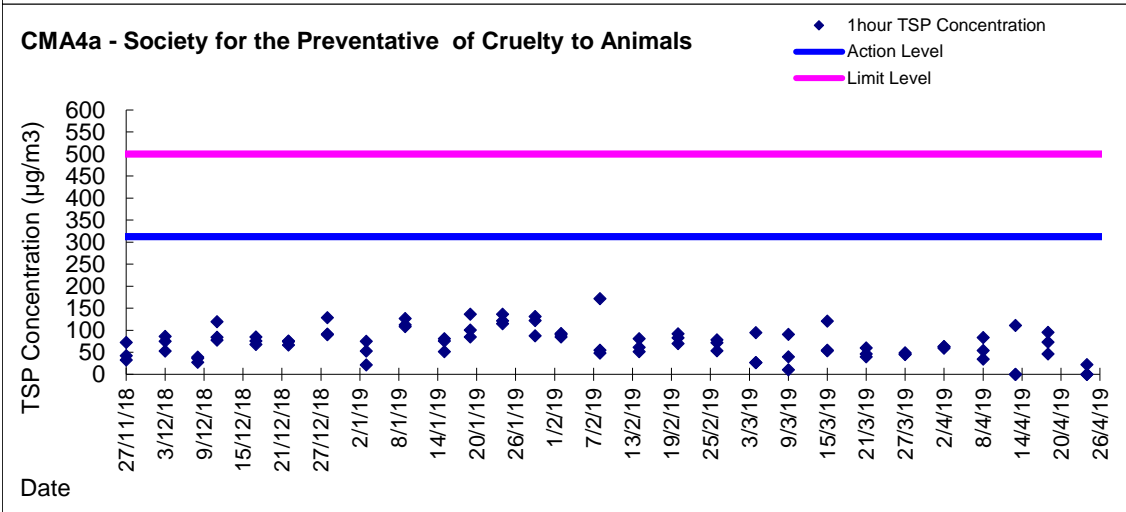
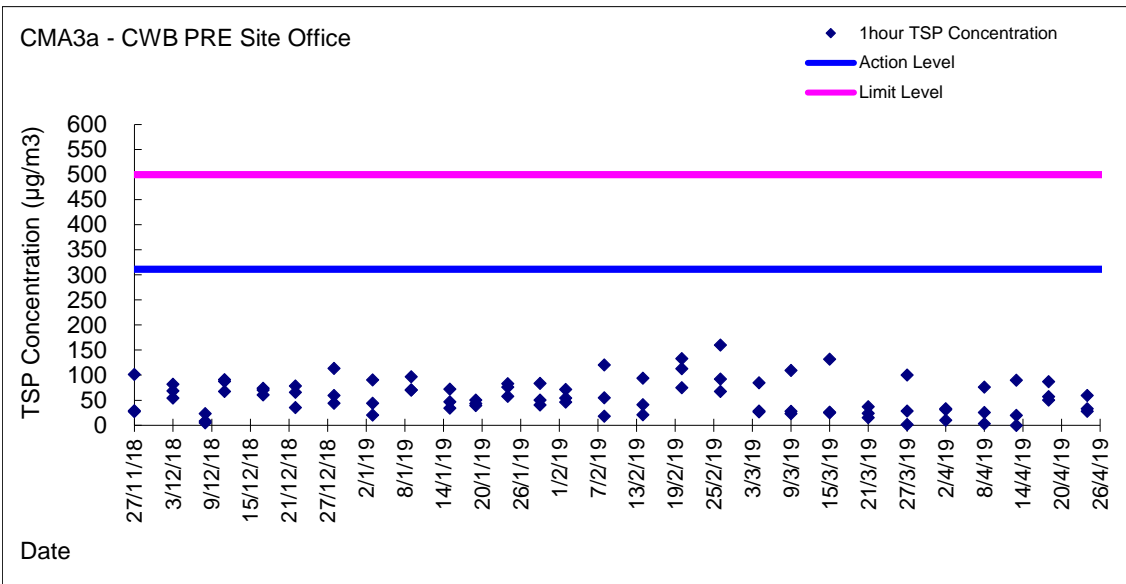
Action Level ($\mu\text{g}/\text{m}^3$) - 312.5
Limit Level ($\mu\text{g}/\text{m}^3$) - 500

| Date | Sampling Time | Weather Condition | Filter paper no. | Filter Weight, g | | Elapse Time, hr | | Sampling Time, hr | Flow Rate, m^3/min | | | Total Volume, m^3 | TSP Level, $\mu\text{g}/\text{m}^3$ |
|-----------|---------------|-------------------|--------------------|------------------|--------|-----------------|----------|-------------------|------------------------------------|-----------------|---------|----------------------------|-------------------------------------|
| | | | | Initial | Final | Initial | Final | | Initial, Q_{si} | Final, Q_{sf} | Average | | |
| 2-Apr-19 | 8:55 | Cloudy | CMA4a_1hr_1_140835 | 2.6300 | 2.6348 | 27232.29 | 27233.29 | 1.00 | 1.27 | 1.27 | 1.27 | 76 | 62.9 |
| 2-Apr-19 | 10:50 | Cloudy | CMA4a_1hr_2_140845 | 2.6543 | 2.6588 | 27233.29 | 27234.29 | 1.00 | 1.27 | 1.27 | 1.27 | 76 | 59.0 |
| 2-Apr-19 | 13:00 | Cloudy | CMA4a_1hr_3_140914 | 2.6447 | 2.6494 | 27234.29 | 27235.29 | 1.00 | 1.27 | 1.27 | 1.27 | 76 | 61.6 |
| 8-Apr-19 | 13:00 | Cloudy | CMA4a_1hr_1_140793 | 2.6534 | 2.6560 | 27259.29 | 27260.29 | 1.00 | 1.26 | 1.26 | 1.26 | 76 | 34.4 |
| 8-Apr-19 | 14:05 | Cloudy | CMA4a_1hr_2_140792 | 2.6489 | 2.6530 | 27260.29 | 27261.29 | 1.00 | 1.26 | 1.26 | 1.26 | 76 | 54.3 |
| 8-Apr-19 | 15:08 | Cloudy | CMA4a_1hr_3_140790 | 2.6467 | 2.6530 | 27261.29 | 27262.29 | 1.00 | 1.26 | 1.26 | 1.26 | 76 | 83.4 |
| 13-Apr-19 | 8:03 | Cloudy | CMA4a_1hr_1_140951 | 2.7837 | 2.7837 | 27286.29 | 27287.29 | 1.00 | 1.17 | 1.17 | 1.17 | 70 | <0.1 |
| 13-Apr-19 | 9:13 | Cloudy | CMA4a_1hr_2_140958 | 2.7722 | 2.7722 | 27287.29 | 27288.29 | 1.00 | 1.17 | 1.17 | 1.17 | 70 | <0.1 |
| 13-Apr-19 | 10:18 | Cloudy | CMA4a_1hr_3_140995 | 2.7740 | 2.7818 | 27288.29 | 27289.29 | 1.00 | 1.17 | 1.17 | 1.17 | 70 | 111.1 |
| 18-Apr-19 | 13:00 | Cloudy | CMA4a_1hr_1_141155 | 2.6990 | 2.7062 | 27395.75 | 27396.75 | 1.00 | 1.26 | 1.26 | 1.26 | 76 | 95.1 |
| 18-Apr-19 | 14:02 | Cloudy | CMA4a_1hr_2_141157 | 2.6802 | 2.6857 | 27396.75 | 27397.75 | 1.00 | 1.26 | 1.26 | 1.26 | 76 | 72.6 |
| 18-Apr-19 | 15:04 | Cloudy | CMA4a_1hr_3_141159 | 2.7005 | 2.7040 | 27397.75 | 27398.75 | 1.00 | 1.26 | 1.26 | 1.26 | 76 | 46.2 |
| 24-Apr-19 | 14:30 | Fine | CMA4a_1hr_1_141033 | 2.7299 | 2.7316 | 27446.75 | 27447.75 | 1.00 | 1.28 | 1.28 | 1.28 | 77 | 22.1 |
| 24-Apr-19 | 15:45 | Fine | CMA4a_1hr_2_141031 | 2.7348 | 2.7348 | 27447.75 | 27448.75 | 1.00 | 1.33 | 1.33 | 1.33 | 80 | <0.1 |
| 24-Apr-19 | 16:56 | Fine | CMA4a_1hr_3_141029 | 2.7506 | 2.7506 | 27448.75 | 27449.75 | 1.00 | 1.33 | 1.33 | 1.33 | 80 | <0.1 |

Graphic Presentation of 1 hour TSP Result

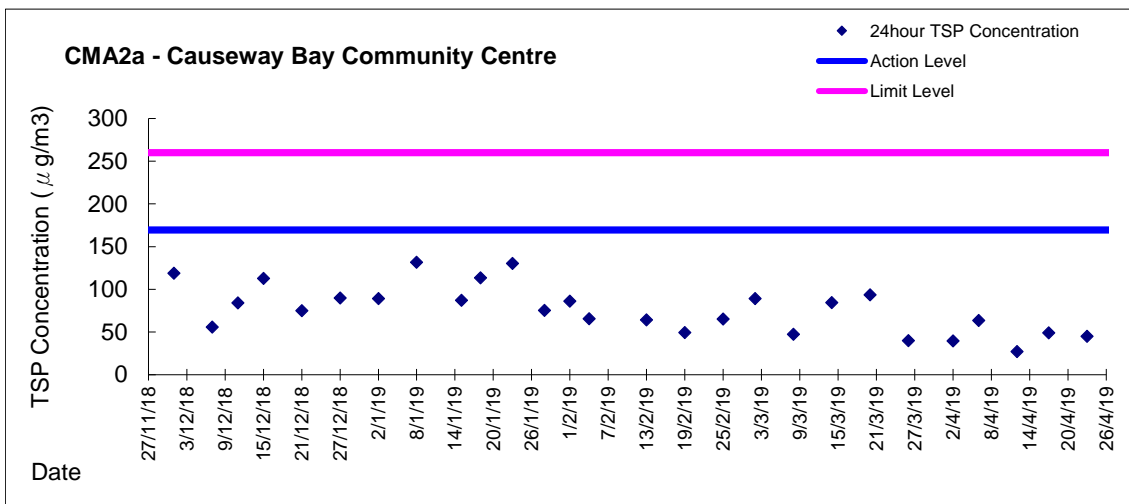
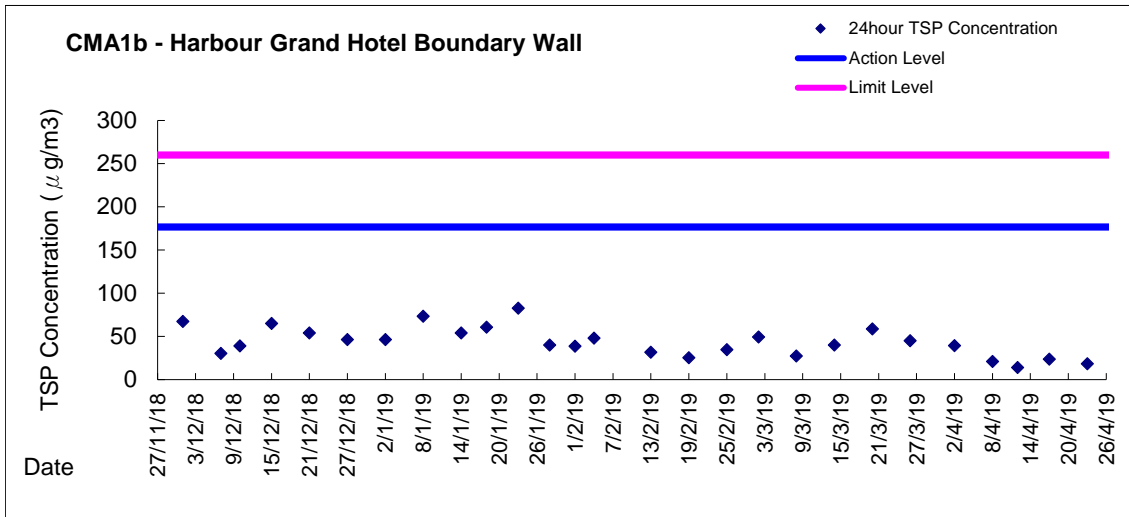


Graphic Presentation of 1 hour TSP Result





Graphic Presentation of 24 hour TSP Result



Graphic Presentation of 24 hour TSP Result

